

MCKEE

PLASTIC MOULDING SPECIALISTS



YEARS

1975 - 2025

2025

PRODUCT CATALOGUE


TRAILED GRAVITY OPEN/CLOSED CALF FEEDER

40 TEAT x 550L

Total Capacity = 750 Litres
Feeds 32 - 35 Calves at one time

\$5,995.00

C40055




50 TEAT OPEN x 550L

Total Capacity = 820 Litres
Feeds 42 - 45 Calves at one time

\$6,495.00

C50055



CLIENT VIDEO



"The key benefits of having a milk mixer; it's easy to use, it blends in minutes, it's strong and durable and has a 9 metre hose which means we can feed 150 calves in a short amount of time."

Ruth Rooney, Kimbolton

WATCH VIDEO www.mckeeplastics.co.nz/testimonials/

TRAILED GRAVITY OPEN/CLOSED CALF FEEDER

60 TEAT x 750L

Total Capacity = 1090 Litres
Feeds 52 - 55 Calves at one time

- 1 x 750L Natural tanks
- Outer ring can transport additional 340 Litre
- Oval style unit
- 4 x 50L Curved compartments
- 2 x 70L Straight compartments
- Extendable drawbar
- Tandem axle
- Leveling Jack for uneven surfaces



\$8,750.00


C60075

80 TEAT OPEN x 1100L

Total Capacity = 1580 Litres
Feeds 70 - 74 Calves at one time

\$14,550.00

C8001100



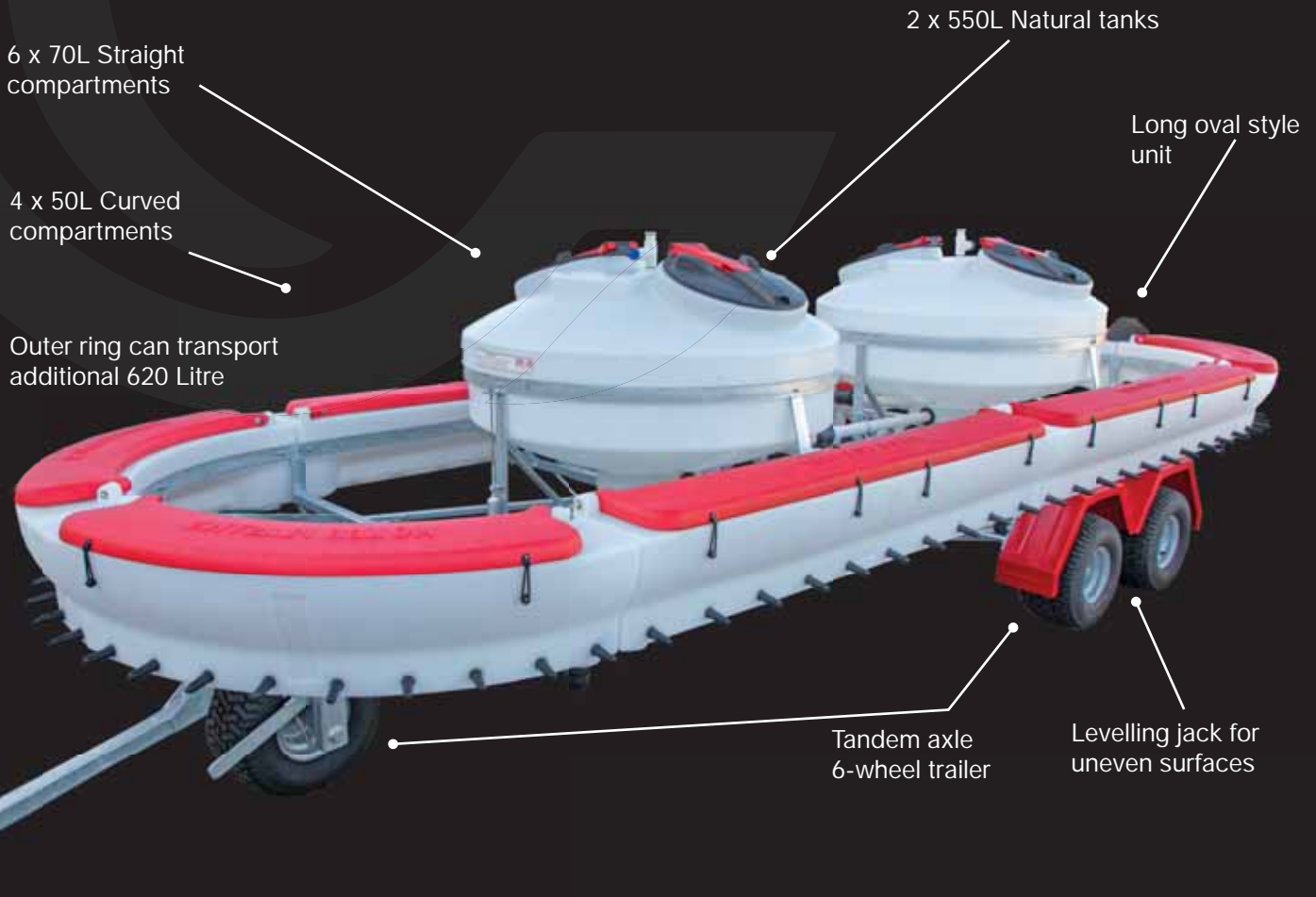
TRAILED GRAVITY OPEN/CLOSED CALF FEEDER

100 TEAT x 1100L

\$16,575.00

C100011

Total Capacity = 1720 Litres
Feeds 90 - 94 Calves at one time



Note - product pictured above is the 80 Teat Feeder C8001100.
100 Teat Feeder C100011 has double front wheel.

Key Features

- 2 x 455mm Hinge lids
- Ground level indicator pin
- Galvanised trailer unit (Hot dipped)
- 2 Valve split compartment filling
- Tank Sprinkler System
- McKee designed TOUCH Teat supplied High Flow/ No Leak/
- Long Life
- Large stainless-steel milk filter
- Individual milk compartment system
- Contamination preventing sealable compartment
- Multiple drain bungs easy rinse
- Wide set wheelbase
- Anti-flip bar
- Rear drawbar
- Retractable drawbar on 40 Teat, 50 Teat & 60 Teat

MC KEE

PLASTIC MOULDING SPECIALISTS

CLIENT VIDEO



"After 3 years of trials with new calf gear, I think I've found the heartiest feeders! One of the coolest things about these McKee Feeders is that they are solid as, look at that, not gonna break the bloody thing it has a really good connection around the ring and firmly mounted on a solid steel frame, that's hearty, that ain't breaking"

Tangaroa Walker, Invercargill

CELEBRATING 50 YEARS

MC KEE
PLASTIC MOULDING SPECIALISTS

TRANSPORTER

Key Features

- In tank wash system
- Galvanised trailer unit
- Tank mount low, increased stability
- 12 volt heavy duty battery (included)
- Submersible pump 192W
- 180 lpm
- 7 metre hose kit
- 32mm milk dispensing nozzle
- All stainless steel fittings
- No extra noises, very quiet around stock
- Extra charging lead available to connect direct to your ATV / tractor
- 2 x 455mm hinged lid
- 40mm drain valve
- Wide wheel base



Range

| | |
|--------------------|------------|
| 550L <i>CTO550</i> | \$5,995.00 |
| 750L <i>CTO750</i> | \$6,895.00 |

TRAILER AND TANK ONLY - TRANSPORTER

Key Features

- Heavy duty galvanised chassis
- Lightweight
- Easy manouverability

Range

| | |
|---------------------|------------|
| 1000L <i>CTT100</i> | \$2,995.00 |
| 550L <i>CTT550</i> | \$2,250.00 |
| 250L <i>CTT250</i> | \$1,450.00 |

250L Mixer / Transporter

\$5,250.00



TRANSPORTER / MIXER

Ideal for Transporting / Mixing milk, colostrum. All you have to do is flick the switch!

Key Features

- In tank wash system
- Galvanised trailer unit
- Tank mount low, increased stability
- 12 volt heavy duty battery (included)
- Submersible pump 192W
- 180 lpm
- 9 metre hose kit
- 32mm milk dispensing nozzle
- All stainless steel fittings
- No extra noises, very quiet around stock
- Extra charging lead available to connect direct to your ATV/tractor
- 2x 455mm hinged lid
- 40mm drain valve
- Wide wheel base



Range

| | |
|--------------------|------------|
| 550L <i>CTMM55</i> | \$6,495.00 |
| 750L <i>CTMM75</i> | \$7,425.00 |

All stainless steel fittings

2x 455mm hinged lid

9 metre hose kit



Close-up of fittings

Wide wheel base

12 volt heavy duty battery (included)

TRAILED TUBE CALF FEEDER

Key Features

- Quick clean hose and teat hygienical wash system
- Backwash inline detergent dispenser
- Multi mob preset feed volumes
- High flow long life UV light resistant teats
- Anti roll chassis design
- Wide tyres
- 455 mm hinged lids
- Galvanised trailer unit
- Retractable drawbar
- Leveling stand
- 150 mm drain port



Range

| | |
|--|------------|
| 60 Teat x 700 litre tandem axle <i>C60TBT</i> | \$7,875.00 |
| 60 Teat x 700 litre single axle <i>C60TBO</i> | \$6,495.00 |
| Tank, teats and hygienical wash system <i>CA60T0</i> | \$3,175.00 |
| 50 Teat x 600 litre <i>C50TBO</i> | \$4,695.00 |
| Tank, teats and hygienical wash system <i>C50T01</i> | \$2,595.00 |
| Trailer tray insert <i>CA50T2</i> | \$625.00 |
| 36 Teat x 400 litre <i>C36TBO</i> | \$3,995.00 |
| Tank, teats and hygienical wash system <i>CA36T0</i> | \$1,795.00 |
| Trailer tray insert <i>CA36T2</i> | \$495.00 |
| 30 Teat x 300 litre <i>CA30TTBO</i> | \$3,495.00 |
| Tank, teats and hygienical wash system <i>CA30T0</i> | \$1,695.00 |
| Trailer tray insert <i>CA30TG</i> | \$425.00 |




GRAVITY CALF TEAT

Key Features

- 2 Year No Leak Guarantee
- Long life UV light resistant rubber

Range

| | |
|---|---------|
| TOUCH TEAT calf teat <i>CA0000</i> | \$5.75 |
| Quick change teat mount <i>CATA</i> | \$5.50 |
| Quick clean backwash teat gun <i>CAG001</i> | \$99.00 |



TRAILED GRAVITY CALF FEEDER

Key Features

- TOUCH TEAT high flow no leak long life teats
- NEW Retro fit reservoir tank (optional)
- Quick clean backwash teat gun
- Anti roll chassis design
- 455 mm diameter hinged lids
- UV light resistant high impact polyethylene tank
- Galvanised trailer unit
- Wide tyres
- Retractable drawbar
- Leveling stand
- 50 mm drain port



50 Teat



40 Teat



30 Teat

Range

| | |
|--|------------|
| 50 Teat x 400 litre <i>C50G00</i> | \$5,650.00 |
| Tank only with TOUCH TEATS <i>CA50GO</i> | \$3,500.00 |
| 40 Teat x 400 litre <i>C40G00</i> | \$5,150.00 |
| Tank only with TOUCH TEATS <i>CA40GO</i> | \$3,050.00 |
| 30 Teat x 200 litre <i>C30G00</i> | \$3,425.00 |
| Tank only with TOUCH TEATS <i>CA30GO</i> | \$1,550.00 |

FREE STANDING GRAVITY CALF FEEDERS

Key Features

- TOUCH TEAT high flow no leak teats
- High impact UV light resistant polyethylene construction
- Easy clean open top
- 50 mm drain port
- Galvanised frame

Range

| | |
|--|----------|
| 27 Teat x 100 litre <i>C27G00</i> 1280D x 990H. | \$825.00 |
| 20 Teat x 80 litre <i>C20G00</i> 850D x 940H. | \$725.00 |

Diameter x Height





**KIWI
DESIGNED**

MCKEE
PLASTIC MOULDING SPECIALISTS

FENCE MOUNT GRAVITY COMPARTMENT CALF FEEDERS

Key Features

- TOUCH TEAT high flow long life no leak teats
- Bunt secure mounting
- UV light resistant high impact polyethylene construction
- High load rail hooks
- Fits up to 32mm rail



Range

| | |
|---|----------|
| 16 Teat x 3 litre C16GFC 3200L x 340D x 280W. | \$465.00 |
| 12 Teat x 3 litre C12GFC 1200L x 400D x 700W. | \$415.00 |
| 6 Teat x 3 litre C6GFC0 700L x 450D x 450W. | \$212.00 |
| 3 Teat x 3 litre C3GFC 640L x 340D x 280W. | \$145.00 |
| TOUCH TEAT no leak gravity calf teat CA0000 | \$5.75 |
| Quick clean backwash teat gun CAG001 | \$99.00 |
| Quick change teat mount CATA | \$5.50 |

6 Teat



3 Teat




FENCE MOUNT GRAVITY CALF FEEDERS

Range

| | |
|---|----------|
| 16 Teat x 100 litre C16GFO 2300L x 380D x 330W. | \$440.00 |
| 8 Teat x 50 litre C8GFO 1150L x 380D x 330W. | \$245.00 |
| 13 Teat x 60 litre C13GFO 1300L x 300D x 700W. | \$360.00 |
| 11 Teat x 110 litre C11GFO 1120L x 560D x 650W. | \$265.00 |
| 7 Teat x 45 litre C7GFOO 750L x 530D x 450W. | \$186.00 |
| 5 Teat x 30 litre C5GFOO 610L x 480D x 380W. | \$124.00 |
| 3 Teat x 8 litre C3GFOO 400L x 380D x 300W. | \$84.00 |
| 1 Teat x 8 litre C1GFOO 400L x 380D x 300W. | \$59.00 |

16 Teat

13 Teat



11 Teat



5 Teat



McKEE

PLASTIC MOULDING SPECIALISTS



100% KIWI OWNED OPERATED MANUFACTURED



McKee Plastics is a family owned business that has been operating in the Manawatu for three generations.

At McKee Plastics we have our own in-house designer who takes ideas from the conception stage right through to the manufacture of award winning products, all at competitive prices equalling excellent value for money.

The length and breadth of New Zealand boasts just one of our great products...the iconic rubbish bin.

Farmers nationwide benefit from our "kiwi made" innovative design and manufacturing skills. Our vast product range is performance guaranteed for durability and suitability – product that is fit for the task. Made by kiwis for kiwis and beyond.

A diverse range of McKee's product is exported from our Feilding plant – featuring our own home grown kiwi ingenuity. An area where markets are continually being explored and developed.

CALF PEN WATER TROUGHS

Key Features

- High impact UV light resistant polyethylene construction
- Bunt secure mounting
- Fits up to 32mm rail
- 20mm Jobe valve installed and protected

Range

| | |
|--|----------|
| 40 litre water double trough <i>WTRP40</i> | \$282.00 |
| 800L x 400D x 500W | |
| 20 litre water trough <i>WTRP20</i> | \$144.00 |
| 770L x 260D x 310W | |
| 16 litre water trough <i>WTRP16</i> | \$144.00 |
| 540L x 230D x 400W | |
| 12 litre water trough <i>WTRP12</i> | \$125.00 |
| 390L x 200D x 440W | |

Length x Depth x Width



CALF PEN MEAL TROUGHS

Key Features

- High impact UV light resistant polyethylene construction
- Bunt secure mounting
- Fits up to 32mm rail

Range

| | |
|--------------------------------------|----------|
| 90 litre long trough <i>MTF90L</i> | \$305.00 |
| 1555L x 500D x 470W | |
| 30 litre short trough <i>MTF30S</i> | \$199.00 |
| 600L x 500D x 470W | |
| 30 litre corner trough <i>MTF30A</i> | \$175.00 |
| 700L x 400D x 440W | |
| 20 litre meal trough <i>MTF20L</i> | \$99.00 |
| 770L x 260D x 310W | |
| 16 litre meal trough <i>MTF16L</i> | \$99.00 |
| 540L x 230D x 400W | |
| 12 litre meal trough <i>MTF12L</i> | \$82.00 |
| 390L x 200D x 440W | |

Length x Depth x Width



MCKEE

PLASTIC MOULDING SPECIALISTS



After moving from the tube fed tube, we thought we would try a gravity teat already on the market to fit our feeders. With much feedback from customers and retailers saying "they leak, they break, they only last one season" we decided to design and produce a teat to the same quality the Calf Feeder it was made for.

And for the past quarter century the McKee Plastics Gravity Touch Teat is the ONLY teat guaranteed to last multiple seasons time and time again.

1. NO LEAKS GUARANTEED

These are designed to last multiple seasons; our piston technology means the calves only get milk when they are attached and suckling on the teat!

2. KIWI DESIGNED

Designed by our innovative team here at McKee Plastics to fit our high-quality feeders, aimed to save farmers time and money!

3. 100% KIWI OWNED, OPERATED & MANUFACTURED

Everything we do here at McKee Plastics is to support our local businesses, we are owned, operated and we source materials from local suppliers.



COLOSTRUM STORAGE

Key Features

- Easy access side opening
- 455mm diameter threaded lid
- Construction to: NZ/ASTM D 1998 - 91
- Material to: NZ/AS4020 and NZ/BS6920
- High impact UV light resistant polyethylene construction
- 50 mm outlet fitting
- Galvanised hand stirrer



COLOSTRUM

Range

| | |
|---|------------|
| 4500 litre <i>CT4500</i> 1800D x 2300H | \$2,025.00 |
| 3750 litre <i>CT3750</i> 1800D x 1900H | \$1,795.00 |
| 2200 litre <i>CT2200</i> 1500D x 1600H | \$1,075.00 |
| 1400 litre <i>CT1400</i> 1500D x 1200H | \$799.00 |
| 1000 litre <i>CT1000</i> 1200D x 1100H | \$615.00 |
| Hand Stirrer <i>CTS</i> | \$98.50 |

D = diameter H = height mm

COLOSTRUM TRANSPORT TANK

Key Features

- High impact UV light resistant polyethylene construction
- Easy access central opening
- 455mm diameter threaded lid
- Material to: NZ/AS4020 and NZ/BS6920
- 50 mm outlet fitting
- Also available on trailers (see page 12)



Range

| | |
|---|------------|
| 1500 litre <i>TTK150</i> 1950L x 1200H x 1100D | \$1,150.00 |
| 1000 litre <i>TTK100</i> 1500L x 1150H x 1000D | \$895.00 |
| 550 litre <i>TTK550</i> 1450L x 900H x 800D | \$675.00 |
| 250 litre <i>TTK250</i> 960L x 780H x 610D | \$385.00 |

Length x Height x Diameter

MOBILE PALM KERNEL FEED TROUGHS

Key Features

- Heavy duty steel construction
- Galvanised chassis
- Plastic trough protected from stock
- Independent brake system
- All high speed roller tapered bearings
- Hinged front draw bar for animal safety
- Drain plug



MEAL



Front Wheel Assembly
\$1,395.00

Range

| | |
|--|-------------------|
| Budget Drawbar <i>PKB800</i> 4400L x 625H x 1300W. Tub Size 4000L x 350H x 700W. | \$3,195.00 |
| Budget 3 Wheel <i>PKB300</i> 4400L x 625H x 1300W. Tub Size 4000L x 350H x 700W. | \$5,050.00 |
| Deluxe 3 Wheel <i>PKD001</i> 4400L x 625H x 1300W. Tub Size 4000L x 450H x 810W. | \$5,395.00 |

Other options available.

Length x Height x Width.



Deluxe 3 Wheel
1100 Litres



Budget Drawbar
800 Litres



MOBILE PALM KERNEL FEED TROUGHS

Key Features

- Heavy duty steel construction
- Galvanised chassis
- Plastic trough protected from stock
- Independent brake system
- All high speed roller tapered bearings
- Hinged front draw bar for animal safety
- Drain plug

Range

4m Culvert (mobile) PKC400 \$2,195.00
5000L x 580H x 1000W.

Tub Size 4000L x 250H x 500W.

6m Culvert (mobile) PKC600 \$2,195.00
7000L x 580H x 1000W.

Tub Size 6000L x 250H x 500W.

4.5m (3 Wheel) Jumbo PKCJ45 \$5,595.00
5500L x 800H x 1800W.

Tub Size 4500L x 500H x 1000W.

6m (6 Wheel) Jumbo PKCJ60 \$7,795.00
7000L x 800H x 1800W.

Tub Size 6000L x 500H x 1000W.

Other options available.

Length x Height x Width.


4.5m (3 Wheel) Jumbo
1700 Litres



6m (6 Wheel) Jumbo
2400 Litres



6m Culvert (mobile)
425 Litres



MEAL

FREE STANDING GRAIN & MEAL TROUGHS

Key Features

- High impact UV light resistance polyethylene construction
- Galvanised metal component
- Kgs may differ with product
- New Zealand made products



MEAL



3 metre
Culvert trough
on legs

Range

3m Culvert trough on legs **MT_{CUL3}** \$535.00
3000L x 420H x 500W. 210kg.

3m Culvert trough on skids **MT_{CL3S}** \$795.00
3000L x 520H x 500W. 210kg.

6m Culvert trough on legs **MT_{CUL6}** \$970.00
6000L x 420H x 500W. 425kg.

Length x Height x Width



500L
Meal trough
on skids

Range

500 litre **MT₅₀₀₀** \$1,150.00
3000L x 380H x 765W. 365kg.

500 litre on feet **MT_{500F}** \$1,550.00
3000L x 400H x 765W. 365kg.

500 litre on skids **MT_{500S}** \$1,895.00
3000L x 450H x 765W. 365kg.

850 litre **MT₈₅₀₀** \$1,395.00
4000L x 380H x 765W. 620kg.



200L
Culvert trough
with legs and lid

Range

200 litre on legs with lid **MT_{205L}** \$1,100.00
2000L x 600H x 300W. 150kg.

200 litre with lid **MT_{200L}** \$895.00
2000L x 400H x 300W. 150kg.

200 litre on legs **MT_{200S}** \$725.00
2000L x 500H x 300W. 150kg.

200 litre **MT₂₀₀₀** \$565.00
2000L x 300H x 300W. 150kg.



90L

Range

90 litre **MT₉₀₀₀** \$510.00
3500L x 200H x 200W. 65kg.

FREE STANDING MEAL & GRAIN FEEDERS

Key Features

- Single action adjustable feed rate
- Galvanised chassis
- Light weight UV light resistant body
- Kgs may differ with product

Range

- 160 litre on skids with birdskirt **GF16SB** \$1,475.00
1000L x 1400H x 800W. 100kg calf meal capacity.
- 160 litre on skids **GF160S** \$975.00
1000L x 1400H x 800W. 100kg calf meal capacity.
- 80 litre on skids with birdskirt **GF80SB** \$1,075.00
800L x 1100H x 600W. 55kg calf meal capacity.
- 80 litre on skids **GF80S0** \$660.00
800L x 1100H x 600W. 55kg calf meal capacity.

Length x Height x Width

CALF HAY AND GRAIN FEEDER

Key Features

- High impact UV light resistant polyethylene construction
- Galvanised steel chassis
- Ideal for calves, goats, alpacas and smaller animals

Range

- Calf hay and grain feeder with birdskirt **CHGSWB** \$1,050.00
1300L x 1200H x 1200W.
- Calf hay and grain feeder on skids **CHGSW0** \$810.00
1300L x 1200H x 1200W.
- Fence mount calf hay and grain feeder with birdskirt **CHGFMB** \$480.00
800L x 800H x 650D.
- Fence mount calf hay and grain feeder **CHGFMD** \$399.00
800L x 800H x 650D.
- Fence mount hay and grain feeder "Mini" \$225.00
400L x 640H x 400D. **CHGFMM**



80L and 160L on skids

MEAL



Calf hay and grain feeder on skids



Fence Mount



'Mini'

HAY FEEDER ROUND BALE

Key Features

- High impact UV light resistant polyethylene construction
- Galvanised metal chassis

Range

| | |
|--|------------|
| Round bale on skids with lid HRL000 2450D x 1900H. | \$2,775.00 |
| Round bale on skids HRS000 2450D x 1680H. | \$2,199.00 |



HAY FEEDER CONVENTIONAL BALE

Key Features

- High impact UV light resistant polyethylene construction
- Galvanised steel chassis

Range

| | |
|--|------------|
| Hay rack on skids HCS000 2600L x 1550H x 900W. | \$2,175.00 |
|--|------------|



CALF HAY AND GRAIN FEEDER

Key Features

- High impact UV light resistant polyethylene construction
- Galvanised steel chassis

Range

| | |
|--|----------|
| Calf hay and grain feeder on skids CHGSWT 1300L x 1200H x 1200W. | \$810.00 |
| Fence mount calf hay and grain feeder CHCFM1 800L x 800H x 650W. | \$399.00 |
| Fence mount hay and grain feeder "Mini" CHCFM2 400L x 640H x 400W. | \$225.00 |



Length x Height x Width.

GRAIN & MEAL STORAGE

Key Features

- Design approved galvanised frame and tower
- High load UV resistant polyethylene hoppers
- Weather proof lids
- Kgs may differ with product

Range

| | |
|--|------------|
| 1.8 cubic metre Hopper <i>GHFS18</i> | \$2,395.00 |
| 2060H x 1200D. 1300Kg | |
| 1.2 cubic metre Hopper <i>GHFS12</i> | \$1,995.00 |
| 1550H x 1200D. 1000Kg | |
| 1.0 cubic metre Hopper <i>GHFS10</i> | \$1,825.00 |
| 1310H x 1200D. 750Kg | |
| 1.0 cubic metre Stackable Hopper <i>GHST00</i> | \$2,175.00 |
| 1310H x 1200D. 750Kg | |



TRAILED GRAIN & MEAL FEEDER

Key Features

- Anti Roll chassis design
- Wide tyres
- Adjustable feed rate
- 950 mm diameter weather proof lid
- High impact UV light resistant hopper
- Kgs may differ with product

Range

| | |
|--------------------------------------|------------|
| Grain wagon 1000 litre <i>GM1000</i> | \$3,595.00 |
| 1450H x 2300L x 1240W. 750Kg | |

Length x Height x Width.



FARM AND GARDEN TRAILERS

Key Features

- High impact UV light resistant
- 1500 x 1000 mm Deck
- 500 kg Load Rating
- Integral Lockable Tool Box
- Rugged Polyethylene Body
- Colour – Red, Blue, Yellow or Dark Green
- Light Weight Galvanised Chassis
- Leaf Sprung Suspension
- Non Slip Aluminium Floor
- 2 Door Galvanised Crate



Garden Trailer with lights

| | |
|--|------------|
| Farm Trailer with crate <i>FTC000</i> | \$3,375.00 |
| Farm Trailer without crate <i>FT0000</i> | \$2,750.00 |
| Garden Trailer with lights <i>GT0000</i> | \$3,375.00 |



Farm Trailer with crate

TANDEM FARM AND ROAD TRAILER

Key Features

- 2000 x 1500 mm Deck
- 2000 kg Load Rating
- 2 Integral Lockable Tool Boxes
- Light Weight Double Skin Ultra Tough Polyethylene Body
- Colour – Red, Blue, Yellow or Dark Green
- Heavy Duty Galvanised Chassis
- Leaf Sprung Suspension
- Non Slip Deck
- Universal 1 & 2 Crate Compartment System
- Brake & Indicator Lights Fitted



Tandem Farm and Road Trailer *TTC00* \$8,395.00

SINGLE AXLE STEEL TRAILERS

Key Features

- Sliding Gates
- Heavy Duty Frame
- Hot Dip Galvanised
- Flotation Tyres allow for a softer ride for stock
- Standard Manufacturer's Warranty

Farm Trailer, Steel – Single Axle 0.9 x 1.2
FT0912 \$3,425.00

- Plywood Deck
- Deck Height: 350mm
- Pen Size: 0.972m³
- Full length folded guards for added strength



Single Axle 0.9 x 1.2

Farm Trailer, Steel – Single Axle 1.2 x 1.5
FT1215 \$3,775.00

- Plywood Deck
- Deck Height: 350mm
- Pen Size: 1.63m³
- Full length folded guards for added strength



Single Axle 1.2 x 1.5

Farm Trailer, Steel – Single Axle 1.2 x 1.8
FT1218 \$4,275.00

- Plywood Deck
- Deck Height: 350mm
- Pen Size: 1.94m³
- Full length folded guards for added strength



Single Axle 1.2 x 1.8



STEEL TURNTABLE TRAILERS

Key Features

- Sliding Gates
- Heavy Duty Frame
- Hot Dip Galvanised
- Flotation Tyres allow for a softer ride for stock
- Standard Manufacturer's Warranty

Farm Trailer, Steel – Turntable 1.4 x 2.4

FT1424 **\$6,595.00**

- Mesh Deck
- Deck Height: 650mm
- Total Crate Size: 3.02m³
- 2 Pens, 2 Gates
- Mesh 210mm high around sides of crate for stock leg protection
- Wind Resistant Headboard 600mm High



Turntable 1.4 x 2.4

Farm Trailer, Steel – Turntable 1.7 x 2.4

FT1724 **\$6,750.00**

- Mesh Deck
- Deck Height: 650mm
- Total Crate Size: 3.67m³
- 2 Pens, 2 Gates
- Mesh 210mm high around sides of crate for stock leg protection
- Wind Resistant Headboard 600mm High



Turntable 1.7 x 2.4



TANDEM AXLE STEEL TRAILERS

Key Features

- Sliding Gates
- Heavy Duty Frame
- Hot Dip Galvanised
- Floatation Tyres allow for a softer ride for stock
- Standard Manufacturer's Warranty

Farm Trailer, Steel – Tandem Axle 1.7 x 2.4
FT1724T \$6,995.00

- Mesh Deck
- Deck Height
- Total Crate Size
- 2 Pens, 2 Gates
- Mesh 210mm high around sides of crate for stock leg protection
- Wind Resistant Headboard 600mm High



Tandem Axle 1.7 x 2.4



ATV 12V SPRAYERS

Key Features

- Tank is high impact UV light-resistant polyethylene
- Easy access opening, 250mm diameter lid
- 11.3L per minute 12V pump on the 200L ATV Sprayers
- 8.3L per minute 12V pump on the 60L and 100L ATV Sprayers
- 2m wiring loom with switch
- Easy clean filter
- Regulator to control flow rates for boom attachments
- 30m x 10mm hose reel with a Spot 300 spray gun
- 5m x 10mm hose and spray lance



ATV 12V Sprayer - 60L



ATV 12V Sprayer - 100L



ATV 12V Sprayer - 200L



ATV 12V Sprayer - 200L with regulator

| Range | |
|---|------------|
| ATV 12V Sprayer 60L <i>S6083</i> 800L x 305H x 400W | \$725.00 |
| ATV 12V Sprayer 100L <i>S10083</i> 850L x 380H x 460W | \$880.00 |
| ATV 12V Sprayer 200L <i>S20011</i> 940L x 760H x 610W | \$1,525.00 |
| ATV 12V Sprayer with regulator 200L <i>S20011R</i> 940L x 760H x 610W | \$1,955.00 |

TRAILED 12V SPRAYERS

Key Features

- High impact UV light-resistant polyethylene
- Easy access opening, 250mm diameter lid
- 11.3L per minute 12V pump
- 2m wiring loom with switch
- Easy clean filter
- Regulator to control flow rates to the spray attachments
- 30m x 10mm hose reel with a Spot 300 spray gun
- Heavy duty mud guards
- Heavy RHS frame
- Hot dip galvanised



Trailed 12V Sprayer 200L

Range

Trailed 12V Sprayer - Regulator
200L *S20012R* \$3,695.00
2300L x 1200W x 1200H

Trailed 12V Sprayer - Regulator
400L *S40012R* \$4,095.00
2550L x 1400W x 1240H



Trailed 12V Sprayer 400L

DECK PETROL SPRAYERS

Key Features

- High impact UV light-resistant polyethylene
- Easy access opening, 250mm diameter lid
- 30m hose reel with spot 300 spray gun
- Heavy RHS frame
- Hot dip galvanised

Pump details on page 29



Deck Petrol Sprayer 200L

Range

| | |
|-----------------------------------|------------|
| 200L with Regulator <i>S200DP</i> | \$5,165.00 |
| 960L x 1140W x 600H | |
| 400L with Regulator <i>S400DP</i> | \$5,395.00 |
| 1350L x 1200W x 630H | |
| 600L with Regulator <i>S600DP</i> | \$5,650.00 |
| 1350L x 1200W x 750H | |



Deck Petrol Sprayer 400L



Deck Petrol Sprayer 600L

TRAILED PETROL SPRAYERS

Key Features

- High impact UV light-resistant polyethylene
- Easy access opening, 250mm diameter lid
- 30m hose reel with spot 300 spray gun
- Heavy duty mud guards
- Heavy RHS frame
- Hot dip galvanised



Trailed Petrol Sprayer - 200L

Range

| | |
|--|------------|
| 200L with Regulator <i>S200PT</i> 2300L x 1200W x 1200H | \$6,250.00 |
| 400L with Regulator <i>S400PT</i> 2550L x 1400W x 1240H | \$6,595.00 |
| 600L with Regulator <i>S600PT</i> 2550L x 1400W x 1390H | \$6,895.00 |

Pump Details

- Honda GP200 motor
- Comet APS41 diaphragm pump
- Flow rate 41L/min
- 40 Bar / 580 p.s.i (pressure per square inch)
- 5D suction filter
- Twin tap control unit
- Pressure regulator and return system



Trailed Petrol Sprayer - 400L






SPRAY BOOMS & ACCESSORIES

Key Features

- 10mm hose rated 600PSI
- Fence line sprayers fitted with adjustable jet
- Simple breakaway system
- Quick release design for easy setup and pack down
- Height adjustable

Range

| | | |
|-----------------------------|---------------|-----------|
| Fence Line Sprayer - 500mm | <i>SA50FL</i> | \$499.00 |
| Fence Line Sprayer - 1000mm | <i>SA10FL</i> | \$605.00 |
| Spray Boom - 1500mm | <i>SA15SB</i> | \$625.00 |
| Spray Boom - 2000mm | <i>SA20SB</i> | \$745.00 |
| Spray Boom - 3500mm | <i>SA35SB</i> | \$1445.00 |



BARE TANKS

Range

| | |
|---------------------|----------|
| 30L SA30BT | \$195.00 |
| 400L x 345H x 350W | |
| 60L SA60BT | \$225.00 |
| 800L x 305H x 370W | |
| 100L SA100B | \$295.00 |
| 830L x 370H x 460W | |
| 200L SA200B | \$395.00 |
| 940L x 500H x 610W | |
| 400L SA400B | \$495.00 |
| 1200L x 520H x 820L | |
| 600L SA600B | \$595.00 |
| 1200L x 720H x 820W | |



60L Bare Tank



100L Bare Tank



200L Bare Tank



400L Bare Tank



600L Bare Tank

FENCE MOUNT MOLASSES FEEDER

Key Features

- 200 mm lick ball
- Bunt secure mounting
- Heavy durable construction
- High impact UV light resistant polyethylene
- High load rail hooks

Range

8 litre *MTLB*
500H x 350D x 500W.

\$205.00



TRAILED MOLASSES FEEDER

Key Features

- Flotation controlled distribution
- 12 feeding stations
- Anti roll chassis design
- UV light resistant high impact plastic
- Galvanised trailer unit
- Height adjustable drawbar

Range

360L Capacity *MT360*
Front wheel assembly option *PKAW00*

\$3,295.00
\$1,695.00



MOLASSES STORAGE TANK

Key Features

- Heavy construction
- High impact UV light resistant polyethylene
- BSP brass outlet fitting

Range

5000 litre x 6500 kg with 50mm outlet \$2,625.00
1800D x 2300H *MTK500*

5000 litre x 6500 kg with 65mm outlet \$2,795.00
1800D x 2300H *MTK501*

5000 litre x 6500 kg with 80mm outlet \$2,895.00
1800D x 2300H *MTK502*

Warranty subject to correct installation.
Instructions available.



FREE STANDING GRAIN & MEAL TROUGHS

Key Features

- High impact UV light resistant polyethylene construction
- Galvanised metal components
- NZ BEST MEAL TROUGH



Range

| | |
|--|----------|
| 3m Culvert trough on skids <i>MTCL3S</i> | \$795.00 |
| 3m Culvert trough on legs <i>MTCUL3</i> | \$535.00 |

FREE STANDING MOLASSES FEEDER

Key Features

- Heavy durable construction
- High impact UV light resistant polyethylene
- Adjustable feed rate
- Galvanised skid (optional)



MOLASSES

Range


| | |
|---|----------|
| 100 litre 3 drum on skids <i>MT3DSO</i> 1300L x 400H x 630W. | \$965.00 |
| 100 litre 3 drum <i>MT3DOO</i> 1100L x 300H x 630W. | \$825.00 |
| 100 litre 1 drum on skids <i>MT1DSO</i> 1300L x 400H x 630W. | \$825.00 |
| 100 litre 1 drum <i>MT1DOO</i> 1100L x 300H x 630W. | \$660.00 |

Length x Height x Width

FREE STANDING MOLASSES TROUGH

Key Features

- 6 x 4 litre controlled fill compartments
- Heavy duty construction
- Galvanised steel skid (optional)
- No moving parts



Range

| | |
|---|----------|
| Molasses trough 150 litre <i>MT1500</i> 2400L x 300H x 400W. | \$695.00 |
| Molasses trough 150 litre on skids <i>MT150S</i> | \$875.00 |
| 2400L x 500H x 400W. | |

SLIMLINE TANKS

Key Features

- 10 Year UV light failure guarantee
- Colour choice available
- 20 - 50 mm outlet fitting supplied
- Large centrally located lid
- Removable leaf strainer supplied
- 3 x base side plates for connecting into A series



Range

1100 litre *WTKS1100* \$750.00
850D x 2300H x 240G

500 litre *WTKS500* \$460.00
600D x 1940H x 110G

Level indicator *WTA000* \$285.00

* North Island only

Warranty subject to correct installation.
Instructions available.

10 YEAR
UV light failure
GUARANTEE

D= diameter H = height mm G = gallons



WATER

WATER TRANSPORT TANKS

Key Features

- High impact UV light resistant polyethylene construction
- Easy access central opening
- 455mm diameter threaded lid
- Material to: NZ/AS4020 and NZ/BS6920
- 50 mm outlet fitting



Range

1500 litre *TTK150* \$1,150.00
1950L x 1200H x 1100D

1000 litre *TTK100* \$895.00
1500L x 1150H x 1000D

550 litre *TTK550* \$675.00
1450L x 900H x 800D

250 litre *TTK250* \$385.00
960L x 780H x 610D

L = length H = overall height mm D = diameter

WATER STORAGE TANKS

Key Features

- High impact UV light resistant
- Construction to: NZ/ASTM D 1998 - 91
- Material to: NZ/AS4020 and NZ/BS6920
- 10 Year UV light failure guarantee
- Colour choice available
- 15 - 50 mm outlet fitting supplied
- Large centrally located lid
- Integral geographical anchors



CLIENT VIDEO



“Key benefits with their products is their strength and reliability. McKee Plastics provide excellent service and they really know their stuff.”

Phil Johnson, Puketapu

WATCH VIDEO www.mckeeplastics.co.nz/testimonials/



WATER

Range

| | | | |
|-----------------|---------------|------------------------|------------|
| 22500 litre | 3500D x 2500H | WTK221 | \$3,795.00 |
| 12000 litre | 2400D x 3000H | WTK120 | \$3,550.00 |
| 5000 litre | 1800D x 2300H | WTK500 | \$1,795.00 |
| 3750 litre | 1800D x 1800H | WTK375 | \$1,625.00 |
| 2200 litre | 1800D x 1300H | WTK220 | \$1,275.00 |
| 2000 litre | 1500D x 1600H | WTK200 | \$980.00 |
| 1800 litre | 1200D x 1800H | WTK180 | \$980.00 |
| 1400 litre | 1500D x 1200H | WTK14S | \$765.00 |
| 1400 litre | 1200D x 1500H | WTK14T | \$765.00 |
| 1000 litre | 1200D x 1100H | WTK100 | \$575.00 |
| 800 litre | 900D x 1400H | WTK800 | \$545.00 |
| 500 litre | 900D x 1000H | WTK500 | \$375.00 |
| 225 litre | 600D x 1000H | WTK225 | \$250.00 |
| 150 litre | 600D x 800H | WTK150 | \$195.00 |
| Level indicator | | WTA000 | \$285.00 |

* North Island only

Warranty subject to correct installation.
Instructions available.



SUNBLOK WATER TROUGHS



Key Features

- UV light blocked water reservoir
- Reservoir protected from dirt, spray, fecal matter and fertilizer
- Ultra strong monocogue construction
- Light weight high impact UV light resistant polyethylene body
- 20mm brass ballcock installed
- Ballcock protected
- 125mm hands dry ballcock servicing port



620L Sunblok

Range

| | |
|--|----------|
| SUNBLOK 820 litre <i>WTR82S</i> 1575D x 580H | \$535.00 |
| SUNBLOK 620 litre <i>WTR62S</i> 1450D x 580H | \$450.00 |
| SUNBLOK 420 litre <i>WTRR45</i> 1300D x 500H | \$375.00 |
| SUNBLOK 420 litre sq <i>WTRS45</i> 1300D x 400H x 1100W | \$375.00 |
| SUNBLOK 220 litre sq <i>WTRS</i> 1200D x 320H x 820W | \$310.00 |



220L Sunblok

WATER

PORTABLE WATER TROUGHS

Key Features

- UV light resistant polyethylene
- Ultra strong monocogue construction
- Light weight high impact body
- Ballcock installed
- *Ballcock protected




300L Breakfeed



150L Drag

Range

| | |
|--|----------|
| * 300 litre Breakfeed trough <i>WTRB30</i> 1300L x 900H x 900W. | \$395.00 |
| * 150 litre Drag trough <i>WTRD15</i> 940L x 550H. | \$425.00 |
| 60 litre Round trough <i>WTR60R</i> 940L x 550H. | \$165.00 |
| 60 litre Long trough <i>WTR60S</i> 1260L x 260H x 420W. | \$210.00 |



60L

Length x Height x Width.

WATER TROUGHS

Key Features

- UV light resistant polyethylene
- Ultra strong monocogue construction
- Light weight high impact body
- 20 mm brass ballcock installed
- *Ballcock protected

Range

| | |
|--|-----------|
| 1900 litre open <i>WTR190</i> 1900D x 600H. | \$ 785.00 |
| * 1100 litre open <i>WTR110</i> 2100L x 550H x 1450W. | \$ 570.00 |
| * 1000 litre open <i>WTR100</i> 1700D x 580H. | \$ 570.00 |
| * 820 litre bridge <i>WTR82B</i> 1575D x 580H. | \$ 535.00 |
| * 820 litre open <i>WTR820</i> 1575D x 580H. | \$ 490.00 |
| * 620 litre bridge <i>WTR62B</i> 1450D x 580H. | \$ 450.00 |
| * 620 litre open <i>WTR620</i> 1450D x 580H. | \$ 399.00 |
| * 420 litre bridge <i>WTR42B</i> 1450D x 500H. | \$ 375.00 |
| * 420 litre open <i>WTRR4</i> 1270D x 530H. | \$ 350.00 |
| * 300 litre open <i>WTR300</i> 1120D x 400H. | \$ 275.00 |
| * 150 litre open <i>WTR150</i> 900D x 350H. | \$ 175.00 |
| * 420 litre square <i>WTRS4</i> 1300L x 400H x 1100W. | \$ 375.00 |
| * 220 litre square <i>WTRS22</i> 1200L x 320H x 820W. | \$ 310.00 |

Length x Height x Width.



1900L



620L
Bridge



620L
Open



220L
Square

WATER

CULVERT PIPES

Key Features

- Abrasion resistant light weight polyethylene material
- Land lock ribbing
- High flow smooth bore
- NZ Made, Built for New Zealanders



Range

| | | |
|-------------------|--------|------------|
| 300 mm x 6 metre | CP3000 | \$440.00 |
| 400 mm x 6 metre | CP4000 | \$555.00 |
| 500 mm x 6 metre | CP5000 | \$795.00 |
| 600 mm x 6 metre | CP6000 | \$1,060.00 |
| 800 mm x 6 metre | CP8000 | \$1,625.00 |
| 1000 mm x 3 metre | CP1001 | \$1,775.00 |
| 1000 mm x 6 metre | CP1000 | \$2,495.00 |
| 1200 mm x 3 metre | CP1201 | \$2,750.00 |
| 1200 mm x 6 metre | CP1200 | \$3,975.00 |

- Joiners available on request in all sizes



WATER


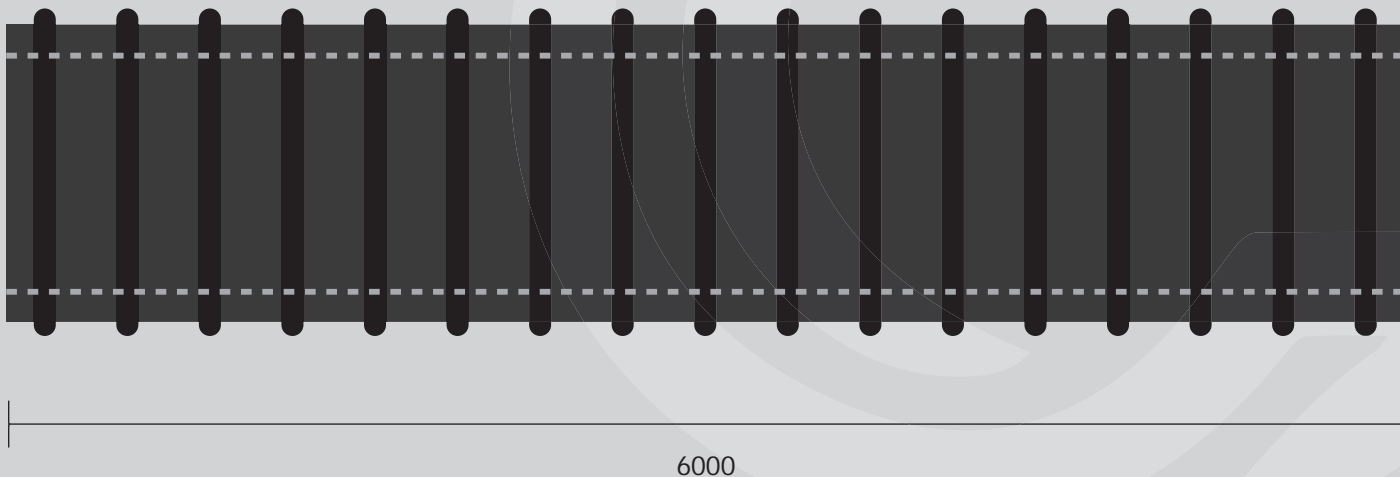
REDUCE. REUSE. RECYCLE.

We have been producing culvert pipes for the farming & forestry for over 25 years, still one of the strongest pipes on the market with the benefit of using recycled farm gear (Water tanks, troughs, calf feeders) in the process. Some would say we recycle more plastic than our competitors recycle our ideas and trust us, that's a lot of plastic...

Being a third-generation family business with solid core values, we have always stood by our strong designs and homegrown products and want this to be sustainable practice for the long term. Plastic products haven't always had a good name however when its McKee's Plastic, it's there to last.



CULVERT PIPE INSTALLATION INSTRUCTIONS



SPECIFICATIONS

Material: Re Grind Medium Density Polyethylene Chip
Method: Rotational Moulded
Length: 6 Metre

INSTALLATION

Trench Width: (Maximum) Pip Diameter + 100mm
Note: Trench walls must be virgin earth or well compacted.
Trench Depth: (Minimum) Pipe Diameter x 2
Back Fill: Pea metal, sand or crushed rock 15mm max
Top fill: Earth
Minimal Tamping

WATER

TOOL BOXES

Key Features

- High impact UV light resistant polyethylene construction
- Weather proof lockable lids

Range

UTE

Flat deck ute **TBFD00** \$699.00
1700L x 520H x 500W

Wellside ute **TBWS00** \$675.00
1400L x 520H x 500W

Double cab ute **TBDC00** \$675.00
1400L x 520H x 500W

Low profile wellside **TBWSLP** \$490.00
1020L x 450H x 500W

QUAD BIKE

4 wheeler bike box **TBFW0** \$295.00
800L x 250H x 350W

Top box **TB03** \$225.00
900L x 250H x 360W

Top box (Low) **TB-LBO** \$225.00
900L x 130L x 360W

UTILITY

Handy box **TBHB** \$190.00
540L x 250H x 220W

Boot box **TBBB00** \$299.00
500L x 300H x 500W

TRUCK

*Rope box #1 **TB1266** \$440.00
1200L x 600H x 600W

*Rope box #2 **TB866** \$350.00
800L x 600H x 600W

*Rope box #3 **TB755** \$350.00
700L x 500H x 500W

*Heavy duty #1 **TBHD01** \$600.00
1400L x 560H x 500W

*Heavy duty #2 **TBHD02** \$395.00
700L x 560H x 500W

*Heavy duty #3 **TBHD03** \$460.00
1000L x 450H x 450W

*Heavy duty #4 **TBHD04** \$300.00
500L x 450H x 450W



Flat deck ute



4 Wheeler bike box



Rope box



Heavy duty



Top Box

TOP DOG BOX

Key Features

- Fits all Wellside and Flat Deck Utes (2 models)
- Accommodates up to 4 dogs
- 6 Individual air vents
- 2 lockable galvanised gates
- In house drainage
- Removable centre board
- Raised floor for insulation
- Tie down lugs on each side
- Unique rear view inside vision



Range

| | |
|--|------------|
| Wellside <i>TDB2</i> 940L (at the well) 760H x 760W | \$1,055.00 |
| Flat deck <i>TDB1</i> 1370L x 760H x 760W | \$1,055.00 |

TOP DOG BOX - SINGLE

Key Features

- Fits rear tow ball
- Individual air vents
- Lockable galvanised gate



Range

| | |
|--|----------|
| Dog Box - Single C/W Mounting <i>TDBS</i> | \$750.00 |
| Dog Box - Single - No Mounting <i>TDBSNS</i> 760L x 700H x 550W | \$670.00 |

RURAL MAIL BOX

Key Features

- An approved design
- High impact UV light resistant polyethylene construction
- Weather proof lid
- Colour options

Range

| | |
|--|----------|
| Mail Box <i>GRMBOX</i> 450L x 320H x 270W | \$135.00 |
|--|----------|



MCKEE

PLASTIC MOULDING SPECIALISTS

NEW ZEALAND

2025

PRODUCT CATALOGUE



NORTH ISLAND
Mahinui Street, Feilding
MANAWATU
06 323 4181



SOUTH ISLAND
Wilkin Street, Waimate
CANTERBURY
0800 625 826



EMAIL
sales@mckeeplastics.co.nz



@mckeeplastics



McKee Plastics
- Moulding Specialists



mckeeplastics.co.nz

Due to the ongoing development of our product range dimensions and capacities of products supplied may differ slightly from those specified in this brochure. All prices include 15% GST and are subject to change without prior notice. Freight not included.